

Modified Article	Date of Application	Date of Publication
<a href="#">1.2 Rally/Road (Multi-Club)</a>	<a href="#">1.01.2019</a>	<a href="#">01.01.2018</a>
<a href="#">1.2 Rally/Road (Club)</a>	<a href="#">1.01.2020</a>	<a href="#">01.01.2018</a>
<a href="#">2.1 Helmet</a>	<a href="#">01.01.2018</a>	<a href="#">22.01.2018</a>

*The requirement for specified apparel for participants in motor sport is noted in NCR 141. These requirements vary in relation to the overall risk of the activity and, where appropriate, with regard to FIA and/or local civil authority regulations. The tables below shall be used to determine the level and type of apparel required for a given event.*

### 1. APPLICATION

- The letters in the following tables represent the applicable standard as detailed in Article 3. These are referenced by apparel type and status of the competition.
- The standards set out in this Article are the minimum requirement for the competition or activity listed.
- The status of the application refers to the level of competition entered at a given meeting, not the status of the event/meeting.
- A passenger in a automobile shall be required to wear apparel as detailed in the CAMS Motor Sport Passenger Ride Activity (MSPRA) policy.

#### Notes:

- NA = not applicable
- NR = no standing minimum requirement set by CAMS
- Any international competition listed on the FIA International Calendar will be subject to the standard of apparel detailed in the applicable FIA regulations and these will supersede the requirements set out below should a conflict arise for the activity

### 1.1 RACE

	Automobile other than a Superkart					Superkart					Private Practice	Demonstrations	Parades	
	Club	Multi-Club	State	National	International	Club	Multi-Club	State	National	International				
Helmet	A	A	A	A	A	C	C	C	C	A <sup>2</sup>	B	B	NR	
Frontal Head Restraint	A	A	A	A	A	B	B	B	B	B <sup>2</sup>	B	B	NR	
Flame-retardant Overalls / Other Outerwear	B	B	B	B	A	E <sup>1</sup>	E <sup>1</sup>	E <sup>1</sup>	E <sup>1</sup>	E <sup>2</sup>	B	B	NR	
Flame-retardant Underwear	B	B	B	B	A	C	C	C	C	A <sup>2</sup>	B	B	NR	
Flame-retardant Balaclava	B	B	B	B	A	D	D	D	D	A <sup>2</sup>	B	B	NR	
Footwear	A	A	A	A	A	D	D	D	D	A <sup>2</sup>	A	A	NR	
Socks	A	A	A	A	A	C	C	C	C	C <sup>2</sup>	A	A	NR	
Gloves	A	A	A	A	A	D	D	D	D	D <sup>2</sup>	A	A	NR	
<b>Motor Racing notes:</b>						<b>Superkart notes:</b>								
						<sup>1</sup> For each 250cc class driver the suit must be made of leather. <sup>2</sup> Refer FIA/CIK requirements.								

## 1.2 RALLY/ROAD

	Gravel					Tarmac					Other								
	Club	Multi-Club	State	National	International	Club	Multi-Club	State	National	International	Club	Multi-Club	State	National	International	S1 Rallysprint	Private Practice	Demonstrations	Parades
Helmet	B <sup>2</sup>	B <sup>1</sup>	A	A	A	B <sup>2</sup>	B <sup>1</sup>	A	A	A	D	D	D	D	NA	B	B	B	NR
Frontal Head Restraint	B <sup>2</sup>	B <sup>1</sup>	A	A	A	B <sup>2</sup>	B <sup>1</sup>	A	A	A	C	C	C	C	NA	B	B	B	NR
Flame-retardant Overalls / Other Outerwear	D	D	C	B	A	C	C	B	B	A	F	F	F	F	NA	D	D	D	NR
Flame-retardant Underwear	B	B	B	B	A	B	B	B	B	A	C	C	C	C	NA	B	B	B	NR
Flame-retardant Balaclava	C	C	B	B	A	B	B	B	B	A	D	D	D	D	NA	C	C	C	NR
Footwear	B	B	B	A	A	B	B	A	A	A	C	C	C	C	NA	B	B	B	NR
Socks	B	B	B	A	A	B	B	A	A	A	C	C	C	C	NA	B	B	B	NR
Gloves (not mandatory for co-drivers)	B	B	B	A	A	B	B	A	A	A	C	C	C	C	NA	B	B	B	NR
<b>Gravel Rally notes:</b> Gravel Rallies include Special Stage, Non-Special Stage, Cross Country Rally and S2 Rallysprint. The wearing of a helmet and flame-retardant apparel is not mandatory in liaison/transport sections. A full-face helmet is highly recommended for the crew of an open car. <a href="#"><sup>1</sup>FHR will be mandatory for Multi Club level effective 1 January 2019.</a> <a href="#"><sup>2</sup>FHR will be mandatory for Club level 1 January 2020.</a>					<b>Tarmac Rally notes:</b> Tarmac Rallies include Special Stage, Targa Rallies and S2 Rallysprint.					<b>Other Rally/Road Event notes:</b> Other rally/road events include S1Rallysprint, Touring Assemblies, Navigation Assemblies, Economy Runs and other road events complying with civil road rules. For Touring Road Events the apparel requirements applicable to the sub-event being conducted shall apply.									

## 1.3 OFF ROAD

	Club	Multi-Club	State	National	International	Practice Testing	Demonstrations	Parades
Helmet	A	A	A	A	NA	A	A	NR
Frontal Head Restraint	A	A	A	A	NA	A	A	NR
Flame-retardant Overalls / Other Outerwear	C <sup>2</sup>	C <sup>2</sup>	C <sup>2</sup>	C <sup>2</sup>	NA	C <sup>2</sup>	C <sup>2</sup>	NR
Flame-retardant Underwear	B <sup>2</sup>	B <sup>2</sup>	B <sup>2</sup>	B <sup>2</sup>	NA	B <sup>2</sup>	B <sup>2</sup>	NR
Flame-retardant Balaclava	B <sup>3</sup>	B <sup>3</sup>	B <sup>3</sup>	B <sup>3</sup>	NA	B <sup>3</sup>	B <sup>3</sup>	NR
Footwear	B	B	B	B	NA	B	B	NR
Socks	A	A	A	A	NA	A	A	NR
Gloves	A	A	A	A	NA	A	A	NR
<b>Off Road notes:</b> <sup>2</sup> If a SFI 3-2A/1 or a single layer flame retardant overall is worn, level A flame retardant underwear must also be worn. <sup>3</sup> Level A required for any Open Face Helmet.								

## 1.4 SPEED (INCLUDES DRIFTING REGULARITY)









	Club	Multi-Club	State	National	International	Practice/ Private Practice	Demonstrations	Parades
Helmet	B	B	B	B	A	B	B	NR
Frontal Head Restraint	B	B	B	B	A	B	B	NR
Flame-retardant Overalls / Other Outerwear	D	D	D	D	A	D	D	NR
Flame-retardant Underwear	B	B	B	B	A	B	B	NR
Flame-retardant Balaclava	C	C	C	C	A	C	C	NR
Footwear	B	B	B	B	A	B	B	NR
Socks	B	B	B	B	A	B	B	NR
Gloves	B	B	B	B	A	B	B	NR
<b>Speed notes:</b> A full-face helmet is highly recommended for a driver of an open car.								







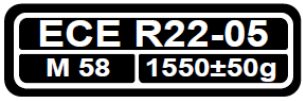

## 1.4 AUTOTEST

	Motorkhana					Khanacross					Practice/Testing	Demonstrations	Parades
	Club	Multi-Club	State	National	International	Club	Multi-Club	State	National	International			
Helmet	D/B <sup>1</sup>	D/B <sup>1</sup>	D/B <sup>1</sup>	D/B <sup>1</sup>	NA	B	B	B	B	NA	D <sup>1</sup> /B <sup>1</sup>	D <sup>1</sup> /B <sup>1</sup>	NR
Frontal Head Restraint	C	C	C	C	NA	C	C	C	C	NA	C	C	NR
Flame-retardant Overalls / Other Outerwear	F	F	F	F	NA	F/D <sup>2</sup>	F/D <sup>2</sup>	F/D <sup>2</sup>	F/D <sup>2</sup>	NA	F/D <sup>2</sup>	F/D <sup>2</sup>	NR
Flame-retardant Underwear	C	C	C	C	NA	C	C	C	C	NA	C	C	NR
Flame-retardant Balaclava	D	D	D	D	NA	D	D	D	D	NA	D	D	NR
Footwear	C	C	C	C	NA	C	C	C	C	NA	C	C	NR
Socks	C	C	C	C	NA	C	C	C	C	NA	C	C	NR
Gloves (not mandatory for co-drivers)	C	C	C	C	NA	C	C	C	C	NA	C	C	NR
<b>Motorkhana notes:</b> <sup>1</sup> Each driver and (where applicable) passenger of a motorkhana special is required to wear a helmet to Level B standard.					<b>Khanacross notes:</b> <sup>2</sup> Drivers and passengers in open automobiles are required to comply with Level D outerwear.					<sup>1</sup> The helmet standard of the relevant discipline upon which the activity is based shall apply.			





## 2. APPAREL STANDARDS

### 2.1 HELMET





Standards	Example Label	FHR Compliant
<b>A</b> Note: For International level Events, only a helmet as specified in FIA Technical List No. 25 (Recognised Standards for Helmets) shall be accepted.		
<b>FIA 8860-2010</b>		Yes
<b>FIA 8860-2004</b> (Not valid level A after 31/12/2020)		Yes
<b>FIA 8859-2015</b>		Yes
<b>FIA 8860-2018 and 8860-2018-ABP</b>		Yes
<b>Snell SA2005</b> (Not valid level A after 31/12/2018) and either FIA 8858-2010 label <b>OR</b> FIA 8858-2010 tether anchors		Yes
<b>Snell SA2010</b> (not valid level A after 31/12/2023) And either FIA 8858-2010 OR FIA 8858-2010 tether anchors	 FIA No. is etched on the tether anchor	Yes
<b>Snell SA2005</b> (Not valid level A after 31/12/2018) and either FIA 8858-2002 label <b>OR</b> FIA 8858-2002 tether anchors		Yes
<b>Snell SA2010</b> (Not valid level A after 31/12/2023) and FIA 8858-2002 tether anchors	 FIA No. is etched on the tether anchor	Yes

	<b>Snell SA2015</b> and FIA 8858-2010 tether anchors		Yes
	<b>Snell SAH 2010</b> (Not valid level A after 31/12/2023) and FIA 8858-2010 tether anchors		Yes
<b>B</b>	Helmet to Level A Standard		
	<b>BS 6658-85 A/FR</b> If used with FHR only fitted with FHR tether anchors from the manufacturer.		Yes
	<b>SFI 31.1, SFI 31.1A, SFI 31.2A, SFI 24.1</b> (youth helmet standard) Level A Standard		No
	<b>Snell SA2000</b>		No
	<b>AS/NZS1698</b>		No
	<b>ECE 22</b> (with 03, 04 or 05 amendments)		No
<b>C</b>	Full face helmet required		
	Helmet to Level A Standard		No
	Helmet to Level B Standard		No
	<b>Snell M2000, M2005, M2010, M2015</b> (valid for Superkart competition only)		No
<b>D</b>	Not Mandatory		

## 2.2 FRONTAL HEAD RESTRAINT (FHR)

Standards	Example Label
<b>A</b> FIA 8858-2010 or 8858-2002 standard (see www.fia.com) Tether markings. Manufactured before 01/01/2013 (Fig 1) Manufactured after 01/01/2013 (Fig 2)	    (Fig 1) (Fig 2)
<b>B</b> Not mandatory, Level A standard device highly recommended	
<b>C</b> Not mandatory, highly recommended where circumstances are appropriate	

## 2.3 FLAME-RETARDANT OVERALLS / OTHER OUTERWARE

Standards	Example Label
<b>A</b> FIA 8856-2000 standard (see www.fia.com) manufactured before 01/01/2013 (Fig1), manufactured after 01/01/2013 (Fig 2)	  (Fig 1) (Fig 2)
<b>B</b> Level A; FIA 1986	
<b>C</b> Level A; Level B; SFI3.2A/1 (single layer) or superior SFI standard	 
<b>D</b> Clothing from ankles to neck to wrists. Clothing of flammable synthetic material, such as nylon, is not acceptable. Level A, B or C overalls are recommended.	

<b>E</b>	A one- or two-piece abrasion-resistant 'race' suit which is securely fastened at the wrists and ankles, and also at the waist on a two-piece suit. The material may be leather, Cordura®, Cordulon® or equivalent. Some classes/groups may require a suit of leather.
<b>F</b>	Minimum of short sleeve shirt/t shirt and short pants

## 2.4 FLAME-RETARDANT UNDERWEAR

Standards		Example Label
<b>A</b>	FIA 8856-2000 standard (see <a href="http://www.fia.com">www.fia.com</a> )	
<b>B</b>	Not mandatory; FIA-standard flame-retardant underwear is recommended	
<b>C</b>	Not mandatory	

## 2.5 FLAME-RETARDANT BALACLAVA

Standards		Example Label
<b>A</b>	FIA 8856-2000 standard (see <a href="http://www.fia.com">www.fia.com</a> )	
<b>B</b>	A Level A balaclava is required, except where the driver/co-driver is wearing a helmet to Level A standard. If a Level A helmet is worn, the wearing of a flame- retardant balaclava is not mandatory, but is recommended	
<b>C</b>	Not mandatory; a motor sport standard balaclava is recommended	
<b>D</b>	Not mandatory	


## 2.6 FOOTWEAR

Standards		Example Label
<b>A</b>	FIA 8856-2000 standard (see <a href="http://www.fia.com">www.fia.com</a> ) Manufactured before 01/01/2016 do not require a FIA hologram. (Fig 1) Manufactured after 01/01/2013 (Fig 2)	
<b>B</b>	Level A or shoes with leather uppers that cover the foot. Shoes which have a leather upper but which include elasticised ankle regions are acceptable (eg, elastic-sided work boots)	
<b>C</b>	Enclosed shoes	
<b>D</b>	Abrasion-resistant footwear which covers and protects the ankles	

## 2.7 FLAME-RETARDANT SOCKS

Standards		Example Label
<b>A</b>	FIA 8856-2000 standard (see <a href="http://www.fia.com">www.fia.com</a> )	
<b>B</b>	Not mandatory; FIA-standard flame-retardant socks are strongly recommended	
<b>C</b>	Not mandatory	

## 2.8 GLOVES

Standards	Example Label
<b>A</b> FIA 8856-2000 standard (see <a href="http://www.fia.com">www.fia.com</a> )	
<b>B</b> Not mandatory; FIA-standard flame-retardant gloves are strongly recommended	
<b>C</b> Not mandatory	
<b>D</b> Abrasion-resistant gloves that cover and protect the hands and wrists (including the fingers)	

## 3. FURTHER REQUIREMENTS

These requirements are in addition to the other Articles of Schedule D.

### 3.1 GENERAL

- (a) Each driver/competing crew member shall continue to comply with the requirement of NCR 141 until such time as they exit their automobile, or for rally/road events until the completion of a competitive section/stage – refer also to Article 2.2.
- (b) Apparel shall be worn as the manufacturer intended.
- (c) Individual category or event regulations may require higher standards of apparel than those detailed in Article 2. In such cases the higher standard shall apply.

### 3.2 BADGES AND EMBROIDERY OR PRINTING/TRANSFERS

The attachment of badges, use of embroidery or any printing/transfers on competitor's overalls can have a detrimental effect on the protection afforded by the garment.

- (a) **Badges:** For apparel complying to the FIA 8856-2000 Standard, it is mandatory that all badges attached to the garment have a flame-resistant backing, and be attached only with flame-resistant thread to the outer layer of the garment only. For all garments the number and size of badges should be kept to the minimum required to meet commercial and regulatory obligations
- (b) **Embroidery:** For apparel complying to the FIA 8856-2000 Standard, it is mandatory that all embroidery be done using flame-resistant thread. Embroidery is only permitted to the outer layer of the garment. This is strongly recommended for all apparel.
- (c) **Printing/Transfers:** For apparel complying to the FIA 8856-2000 Standard any printing or transfer is permitted to be done only by the manufacturer. A competitor may be asked to demonstrate proof that any printing or transfer has been done only by the manufacturer.

### 3.3 HELMET REQUIREMENTS

- (a) **Style:**
  - (i) In addition to the helmets approved for use above, each helmet shall be one of the following design types; full face or open face. An open-faced helmet is defined as a helmet that, as a minimum, covers the hairline of the average person and includes covering the ears.
  - (ii) Specifically excluded are helmets that do not cover, when viewed in side elevation, the area from the top of the ear to the bottom of the jaw, commonly referred to as a 'skull cap' style.
- (b) **Modifications:**
  - (i) A helmet shall not be modified from its specification as manufactured except in compliance with instructions approved by the manufacturer and one of the standards organisations listed in this schedule, which certified the helmet concerned. Any item added or attached to a helmet by any means shall be considered as a modification. Any modifications or additions undertaken may invalidate the helmet certification.
  - (ii) Approved modifications may include: Painting or wrapping (vinyl sticker or similar) in compliance with the manufacturer's instructions which may require proof that it has been carried out accordingly.
  - (iii) Adding or attaching of ducting for cooling purposes using components supplied by the manufacturer or in compliance with the manufacturer's instructions. Adding or attaching communication equipment using components supplied by the manufacturer or in compliance with the manufacturer's instructions.

**Note:** Decoration of helmets is potentially dangerous, and members are warned of the hazard of using paint on approved helmets. Paint, stickers and transfers, or surface treatments can react with helmet shell material and affect its protective capacity; therefore, where a manufacturer provides guidelines or restrictions on the painting or decoration of helmets, these must be followed, using only paint or surface treatment specified by them (air drying acrylic, polyurethane enamel or others) and preferably a painter having their approval. This is particularly important for injection- moulded shells which are not usually suitable for painting.

The shell being painted should be efficiently masked as paint penetrating the interior can affect the performance of the helmet liner. Paints requiring heat curing should not be used and any process

should not exceed the maximum temperature of conditioning of the helmet in the standard to which it is approved.

(c) **Frontal Head Restraints:**

- (i) The drilling of holes in helmets for the fitment of FHR tether posts shall be undertaken only by the manufacturer of the helmet or an approved manufacturer's agent.
- (ii) Tether posts may be fitted to helmets that are pre-drilled in accordance with the FHR manufacturer's instructions.
- (iii) The manufacturer's instructions should also be consulted for any considerations on the use of stickers and transfers.

(d) **Accidents & Damage:**

Competitors are cautioned against using a helmet which has been damaged or involved in an accident. Helmets shall be deemed by the Event Officials to be in a suitable condition for motor sport use

### 3.4 GOGGLES & VISORS

(a) Goggles or visors must be worn by drivers of open automobiles.

- (i) The driver/co-driver of a convertible automobile with a permanent hard roof shall not be required to wear eye protection provided the driver/co-driver is not exposed to debris entering the cockpit.

(b) Those with glass lenses of any kind are not acceptable. Lenses shall be of a plastic material, with high-impact resistance, satisfactory optical qualities and complying with Australian Standard Specification AS 1609-1981, BS4110Z or equivalent international standard.

**Note:** Goggles must be configured so as to minimise the entry of dust into the eye from any angle, and be positively retained by an elastic strap behind the head or helmet. Conventional-style glasses are not acceptable.

### 3.5 HEARING PROTECTION

It is recommended that hearing protection devices (ear plugs) be worn at all times when exposed to high levels of noise.

### 3.6 PIT CREW APPAREL – CIRCUIT RACES

(a) Each person working on automobiles in the pit or paddock area must at least wear shoes and socks, short pants and a short sleeved shirt. On race day, each pit crew must be neatly attired. The Organiser is authorised to refuse entry to the pit area of any person unsuitably attired.

(b) In a circuit race where a refuelling operation is permitted, each person must at least wear shoes and socks, long pants and a short sleeved shirt. Each person involved in a refuelling operation or who is working within one metre of the refuelling or venting point must be attired in the following:

- (i) One-piece overalls of flame-resistant materials extending from neck to wrists to ankles. Where such overalls consist of a single layer of material, separate flame-resistant underwear extending from neck to wrists to ankles must also be worn.
- (ii) A flame-resistant balaclava which covers the entire head and neck save for one or two eye openings, unless a helmet providing a similar level of protection is worn.
- (iii) Goggles which cover all exposed areas of skin not covered by the balaclava, or a full-face helmet and visor.
- (iv) Shoes of leather or other flame-resistant materials which completely cover the feet and which fit closely around the ankle to minimise the ingress of spilt fuel. The soles must be resistant to fuel.
- (v) Those directly handling fuel shall require socks and gloves which comply with the requirements of the FIA 1986 or 8856-2000 standard.

### 3.7 SUPERKART RACES AND PRACTICE

A superkart driver may wear appropriate wet weather clothing in addition to that specified.

### 3.8 MORATORIUMS

There shall be two years' notice on the implementation of any increased apparel requirements, save for any identified and pressing safety related requirements which may arise or become evident for non-international events.